CAM FOLLOWERS STAINLESS STEEL

SOLID ECCENTRIC TYPE

SCREWDRIVER SLOT HEAD

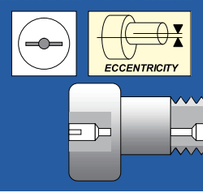

SUS/INOX

CFH..M

CFH..VM

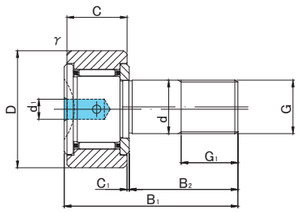

CFH5(V)M～CFH10-1(V)M

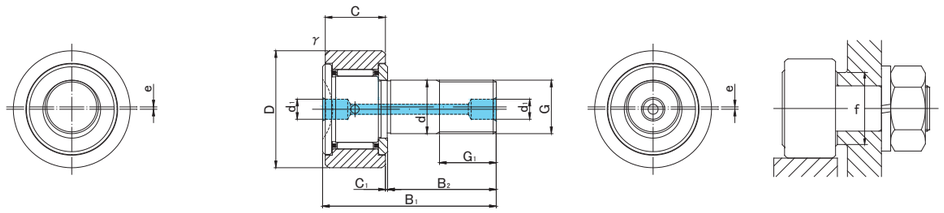

CFH12(V)M～CFH18(V)M

CFH..M TYPE

Prepacked Grease

Stud diameter (mm)	h7 tolerance	Designation: Cylindrical outer ring, Without seals	Cylindrical outer ring, With seals	Crowned outer ring R250(CF5) R500(CF6 ～ CF18), Without seals	Crowned outer ring, With seals	Dimensions (mm): D	C	d	G	G1	B1	B2	C1	d1	r_s min	e	f min	Basic dynamic load rating: Cr N	Basic static load rating: Cor N	Largest permissible load: N	Limiting speed *: rpm	Track load capacity: Cylindrical outer ring N	Crowned outer ring N	Max tightening torque: N·m	Mass: g (approx)
5	0 -0.012	CFH 5M	CFH 5MUU	CFH 5MR	CFH 5MUUR	13	9	5	M5×0.8	7.5	23	13	0.5	3.1	0.3	0.2	9.7	2 880	2 540	1 420	29 000	2 250	530	2	10.5
		CFH 5VM	CFH 5VMUU	CFH 5VMR	CFH 5VMUUR													4 690	5 060	1 420	11 600				
6	0 -0.012	CFH 6M	CFH 6MUU	CFH 6MR	CFH 6MUUR	16	11	6	M6×1	8	28	16	0.6	4	0.3	0.25	11	3 330	3 330	2 110	25 000	3 430	1 080	3	18.5
		CFH 6VM	CFH 6VMUU	CFH 6VMR	CFH 6VMUUR													6 400	7 840	2 110	12 000				
8	0 -0.015	CFH 8M	CFH 8MUU	CFH 8MR	CFH 8MUUR	19	11	8	M8×1.25	10	32	20	0.6	4	0.3	0.25	13	3 960	4 330	4 710	20 000	4 020	1 370	8	28.5
		CFH 8VM	CFH 8VMUU	CFH 8VMR	CFH 8VMUUR													7 470	10 270	4 710	9 000				
10	0 -0.015	CFH10M	CFH10MUU	CFH10MR	CFH10MUUR	22	12	10	M10×1.25	12	36	23	0.6	4	0.3	0.3	15	4 950	6 310	6 860	17 000	4 700	1 670	15	45
		CFH10VM	CFH10VMUU	CFH10VMR	CFH10VMUUR													8 740	13 340	7 450	7 500				
10	0 -0.015	CFH10-1M	CFH10-1MUU	CFH10-1MR	CFH10-1MUUR	26	12	10	M10×1.25	12	36	23	0.6	4	0.3	0.3	15	4 950	6 310	6 860	17 000	5 490	2 060	15	60
		CFH10-1VM	CFH10-1VMUU	CFH10-1VMR	CFH10-1VMUUR													8 740	13 340	7 450	7 500				
12	0 -0.018	CFH12M	CFH12MUU	CFH12MR	CFH12MUUR	30	14	12	M12×1.5	13	40	25	0.6	6	0.6	0.4	20	7 300	9 010	9 800	14 000	7 060	2 450	22	95
		CFH12VM	CFH12VMUU	CFH12VMR	CFH12VMUUR													12 350	18 120	11 270	6 000				
12	0 -0.018	CFH12-1M	CFH12-1MUU	CFH12-1MR	CFH12-1MUUR	32	14	12	M12×1.5	13	40	25	0.6	6	0.6	0.4	20	7 300	9 010	9 800	14 000	7 450	2 740	22	105
		CFH12-1VM	CFH12-1VMUU	CFH12-1VMR	CFH12-1VMUUR													12 350	18 120	11 270	6 000				
16	0 -0.018	CFH16M	CFH16MUU	CFH16MR	CFH16MUUR	35	18	16	M16×1.5	17	52	32.5	0.8	6	0.6	0.5	24	11 080	16 860	18 330	10 000	11 200	3 140	58	170
		CFH16VM	CFH16VMUU	CFH16VMR	CFH16VMUUR													19 020	34 610	19 800	4 500				
18	0 -0.018	CFH18M	CFH18MUU	CFH18MR	CFH18MUUR	40	20	18	M18×1.5	19	58	36.5	0.8	6	1	0.6	26	13 520	23 180	25 200	8 500	14 400	3 720	87	250
		CFH18VM	CFH18VMUU	CFH18VMR	CFH18VMUUR													23 250	47 240	26 560	3 500				

* Without seals, suitable for grease lubrication. In case of oil lubrication, up to 130% of this value shall be permissible, and 70% of this value shall apply for types with seals.

OUTER RINGS TOLERANCE (μm)

TYPE	Cylindrical outer ring	Crowned outer ring
CF5M,CF6M	0/-8	0/-50
CF8M,CF10M,CF10-1M,CF12M	0/-9	0/-50
CF12-1M,CF16M,CF18M,CF20-1M	0/-11	0/-50
CF20M,CF24M,CF24-1M,CF30M	0/-13	0/-50
CF30-1M,CF30-2M	0/-15	0/-50

ACCESSORIES

TYPE	STOP PLUG	RESIN PLUG	NUT
CF5M	—	—	Attached
CF6M/CF8M/CF10M/CF10-1M	—	ϕ 4 Attached	Attached
CF12M/CF12-1M/CF16M/CF18M	ϕ 6 Attached	ϕ 6 Attached	Attached
CF20M/CF20-1M/CF24M/CF24-1M/CF30M/CF30-1M/CF30-2M	ϕ 8 Attached	ϕ 8 Attached	Attached

CAM FOLLOWERS STAINLESS STEEL

SOLID ECCENTRIC TYPE

SCREWDRIVER SLOT HEAD

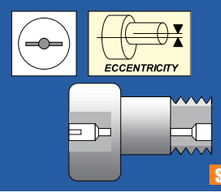

CFH..M

CFH..VM

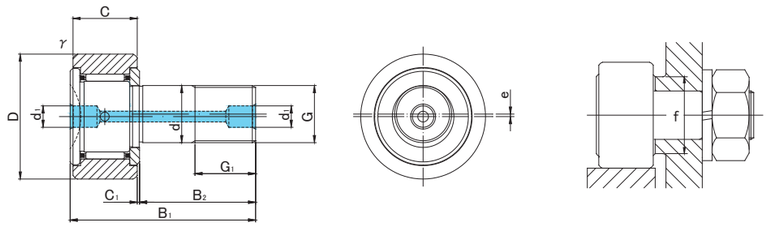

CFH..M TYPE

Prepacked Grease

Stud diameter (mm)	h7 tolerance	Designation: Cylindrical outer ring, Without seals	Cylindrical outer ring, With seals	Crowned outer ring R1000(CF20 ≦), Without seals	Crowned outer ring, With seals	Dimensions (mm): D	C	d	G	G1	B1	B2	C1	d1	rs min	e	f min	Basic dynamic load rating Cr N	Basic static load rating Cor N	Largest permissible load N	Limiting speed * rpm	Track load capacity: Cylindrical outer ring N	Crowned outer ring N	Max tightening torque N·m	Mass g (approx)
20	0 -0.021	CFH20M	CFH20MUU	CFH20MR	CFH20MUUR	52	24	20	M20×1.5	21	66	40.5	0.8	8	1	0.7	36	19 020	31 830	32 140	7 000	23 200	8 230	120	460
		CFH20VM	CFH20VMUU	CFH20VMR	CFH20VMUUR													30 470	59 320	32 140	3 500				
20	0 -0.021	CFH20-1M	CFH20-1MUU	CFH20-1MR	CFH20-1MUUR	47	24	20	M20×1.5	21	66	40.5	0.8	8	1	0.7	36	19 020	31 830	32 140	7 000	21 000	7 150	120	385
		CFH20-1VM	CFH20-1VMUU	CFH20-1VMR	CFH20-1VMUUR													30 470	59 320	32 140	3 500				
24	0 -0.021	CFH24M	CFH24MUU	CFH24MR	CFH24MUUR	62	29	24	M24×1.5	25	80	49.5	0.8	8	1	0.8	40	28 040	48 410	49 500	6 500	34 200	10 500	220	815
		CFH24VM	CFH24VMUU	CFH24VMR	CFH24VMUUR													42 820	84 650	49 500	3 000				
24	0 -0.021	CFH24-1M	CFH24-1MUU	CFH24-1MR	CFH24-1MUUR	72	29	24	M24×1.5	25	80	49.5	0.8	8	1	0.8	40	28 040	48 410	49 500	6 500	39 800	12 900	220	1 140
		CFH24-1VM	CFH24-1VMUU	CFH24-1VMR	CFH24-1VMUUR													42 820	84 650	49 500	3 000				
30	0 -0.021	CFH30M	CFH30MUU	CFH30MR	CFH30MUUR	80	35	30	M30×1.5	32	100	63	1	8	1	1	46	41 740	78 250	73 700	5 000	52 600	14 900	450	1 870
		CFH30VM	CFH30VMUU	CFH30VMR	CFH30VMUUR													62 210	132 530	73 700	2 200				
30	0 -0.021	CFH30-1M	CFH30-1MUU	CFH30-1MR	CFH30-1MUUR	85	35	30	M30×1.5	32	100	63	1	8	1	1	46	41 740	78 250	73 700	5 000	56 000	16 100	450	2 030
		CFH30-1VM	CFH30-1VMUU	CFH30-1VMR	CFH30-1VMUUR													62 210	132 530	73 700	2 200				
30	0 -0.021	CFH30-2M	CFH30-2MUU	CFH30-2MR	CFH30-2MUUR	90	35	30	M30×1.5	32	100	63	1	8	1	1	46	41 740	78 250	73 700	5 000	59 300	17 300	450	2 220
		CFH30-2VM	CFH30-2VMUU	CFH30-2VMR	CFH30-2VMUUR													62 210	132 530	73 700	2 200				

* Without seals, suitable for grease lubrication. In case of oil lubrication, up to 130% of this value shall be permissible, and 70% of this value shall apply for types with seals.

OUTER RINGS TOLERANCE (μm)

TYPE	Cylindrical outer ring	Crowned outer ring
CF5M,CF6M	0/-8	0/-50
CF8M,CF10M,CF10-1M,CF12M	0/-9	0/-50
CF12-1M,CF16M,CF18M,CF20-1M	0/-11	0/-50
CF20M,CF24M,CF24-1M,CF30M	0/-13	0/-50
CF30-1M,CF30-2M	0/-15	0/-50

ACCESSORIES

TYPE	STOP PLUG	RESIN PLUG	NUT
CF5M	—	—	Attached
CF6M/CF8M/CF10M/CF10-1M	—	ϕ 4 Attached	Attached
CF12M/CF12-1M/CF16M/CF18M	ϕ 6 Attached	ϕ 6 Attached	Attached
CF20M/CF20-1M/CF24M/CF24-1M/CF30M/CF30-1M/CF30-2M	ϕ 8 Attached	ϕ 8 Attached	Attached